




New to INDIGO? Our team has got you covered!

We are currently working on a set of brand new video tutorials, and we would like to share our first BETA versions with you.

Step 1

Registration



Only one time registration required per payroll administrator.

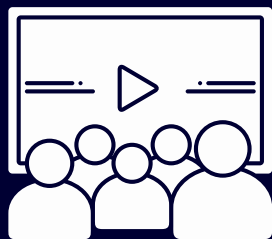
[Click here](#) to go to registration page.

Step 2

Access Portal

Chapter 4

Navigate through:
The Employee Portal



We suggest that you allocate 1 hour to Chapter 4.

Your learning area will be available, at all times and your progress saved.

Step 3

Complete Questionnaire

Your **feedback** is valuable to us



After completing all videos we kindly ask you to fill in the questionnaire.

This can be done once by clicking on the **exit** button on the bottom left.




New to INDIGO? Our team has got you covered!

We are currently working on a set of brand new video tutorials, and we would like to share our first BETA versions with you.

Step 1

Registration



Only one time registration required per payroll administrator.

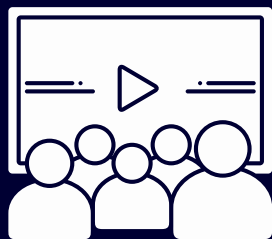
[Click here](#) to go to registration page.

Step 2

Access Portal

Chapter 3

Navigate through:
Running Payroll in Indigo



We suggest that you allocate a total of 40 minutes for Chapter 3.

Your learning area will be available, at all times and your progress saved.

Step 3

Complete Questionnaire

Your **feedback** is valuable to us



After completing all videos we kindly ask you to fill in the questionnaire.

This can be done once by clicking on the **exit** button on the bottom left.




New to INDIGO? Our team has got you covered!

We are currently working on a set of brand new video tutorials, and we would like to share our first BETA versions with you.

Step 1

Registration



Only one time registration required per payroll administrator.

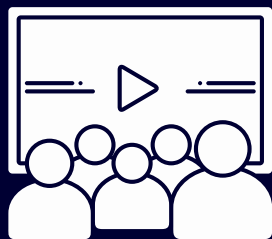
[Click here](#) to go to registration page.

Step 2

Access Portal

Chapter 1

Navigate through:
Indigo Payroll



We suggest that you allocate a total of 5 hours to Chapter 1.

Your learning area will be available, at all times and your progress saved.

Step 3

Complete Questionnaire

Your **feedback** is valuable to us



After completing all videos we kindly ask you to fill in the questionnaire.


This can be done once by clicking on the **exit** button on the bottom left.



New to INDIGO? Our team has got you covered!
We are currently working on a set of brand new video tutorials, and we would like to share our first BETA versions with you.

Step 1

Registration



Only one-time registration required per payroll administrator.

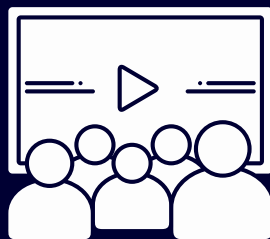
[Click here](#) to go to the registration page.

Step 2

Access Portal

Chapter 2

Navigate through:
Leave entitlements
and leave records



We suggest that you allocate a total of 45 minutes for Chapter 2.

Your learning area will be available, at all times and your progress saved.

Step 3

Complete Questionnaire

Your **feedback** is valuable to us



After completing all videos we kindly ask you to fill in the questionnaire.

This can be done once by clicking on the **exit** button on the bottom left.